


USER MANUAL



DANGER

Warning against hazards that may result in material damage in case of non-observance.

CAUTION

Risk of injury caused by a falling luminaire.

In case of improper mounting, the luminaire or luminaire elements may fall down and cause personal injuries and material damage.

- X The installation must be performed by a trained skilled electrician only.
- X Mount only on a ceiling which is suitable for mounting.
- X Use suitable screws and dowels only.
- X Use only the delivered fastening elements or other suitable fastening elements available from the manufacturer.
- X Mount all securing elements.

WARNING

Risk of electrocution due to live components.

In case of incorrect connection, the housing of the luminaire or the wire ropes may carry electric voltage and cause severe injuries.

- X Have the luminaire connected by a skilled electrician only.
- X The luminaire must be connected to a mains supply with protective earth conductor.
- X Connect the grounding cable mounted on the holding plate to the protective earth conductor terminal.

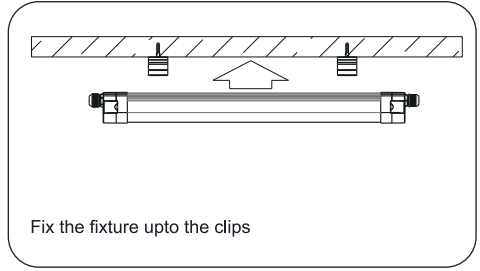
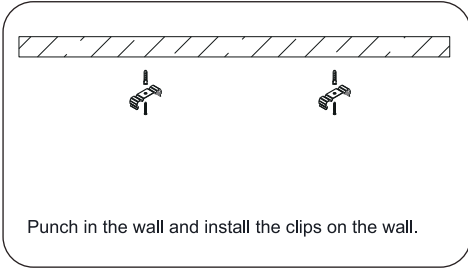
NOTICE

Material damage if the admissible total power consumption is exceeded.

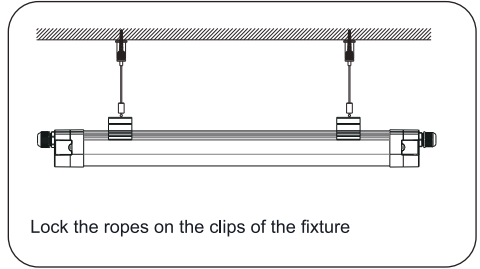
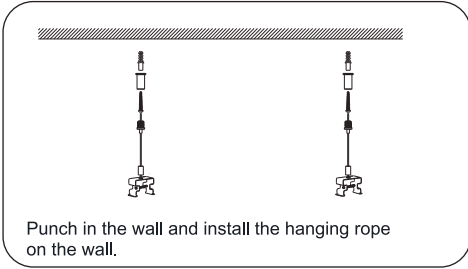
Damage or destruction of the luminaire.

- X Do not daisy chain more than six luminaires.

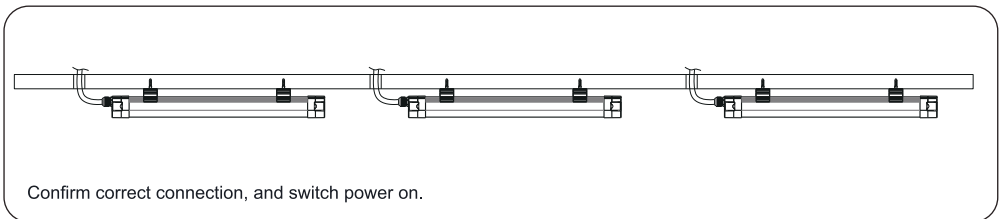
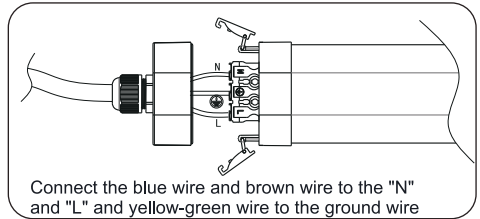
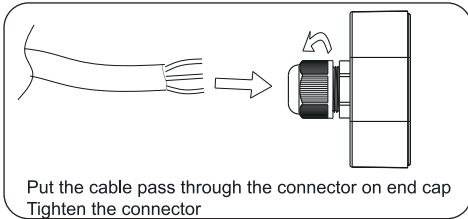
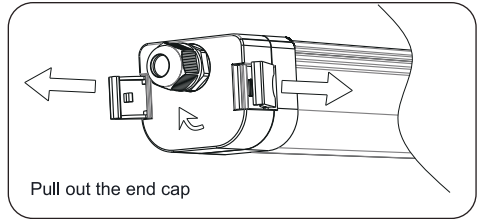
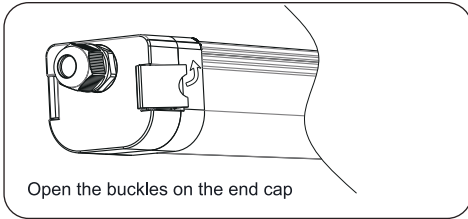
Surface Mounting Installation



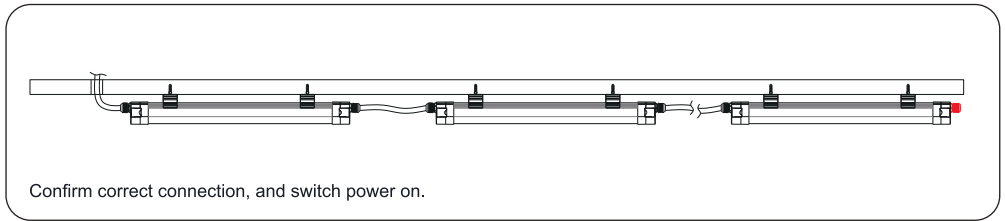
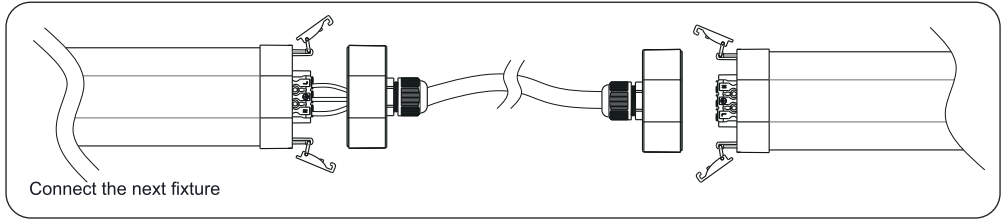
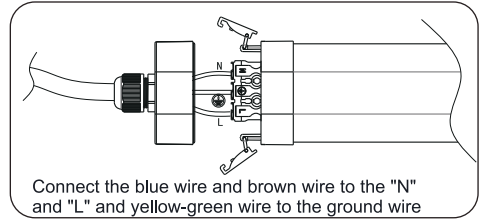
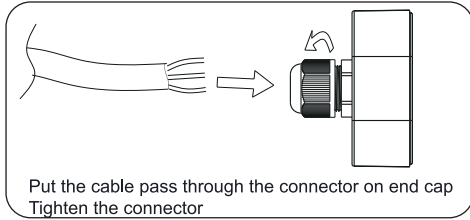
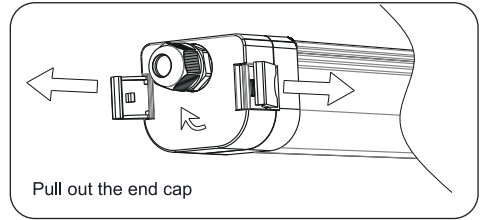
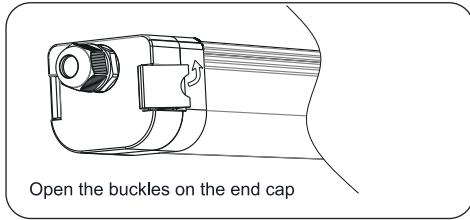
Suspension



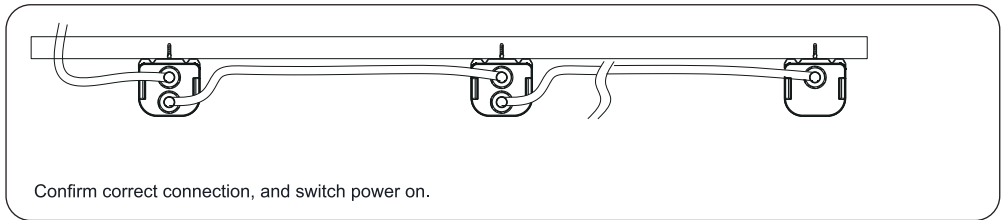
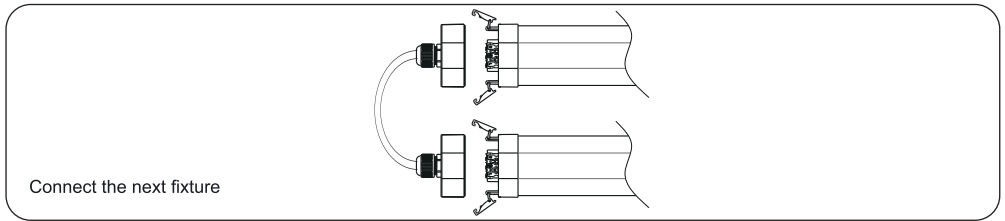
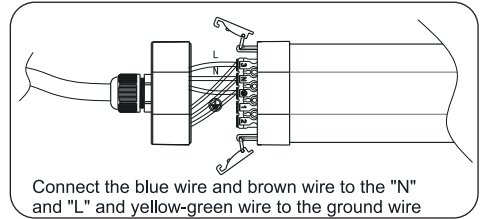
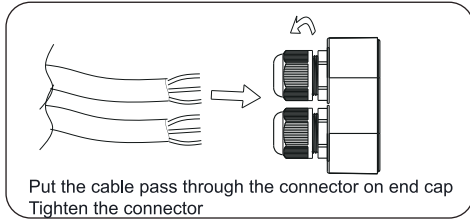
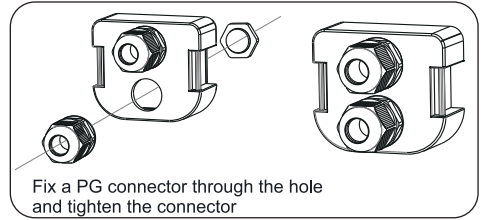
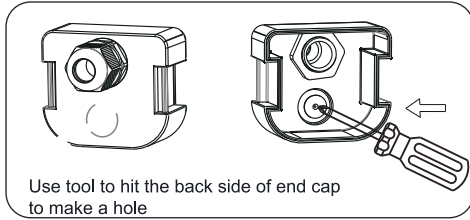
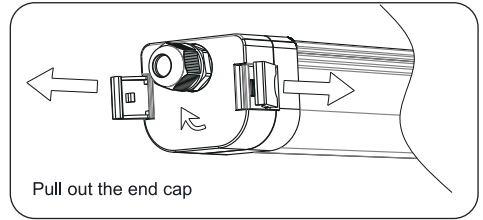
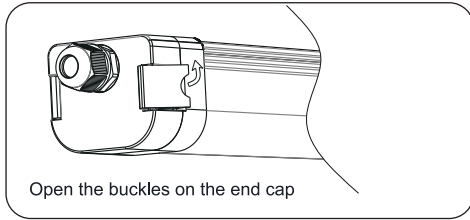
Wiring (standard)



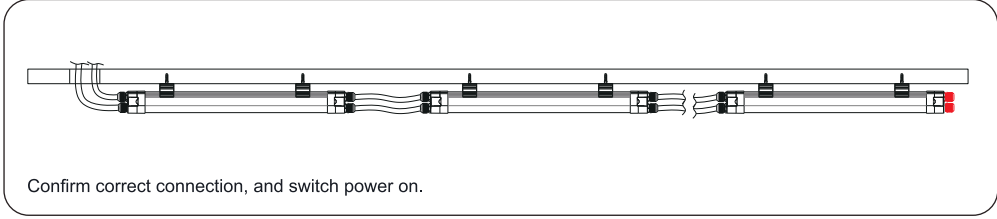
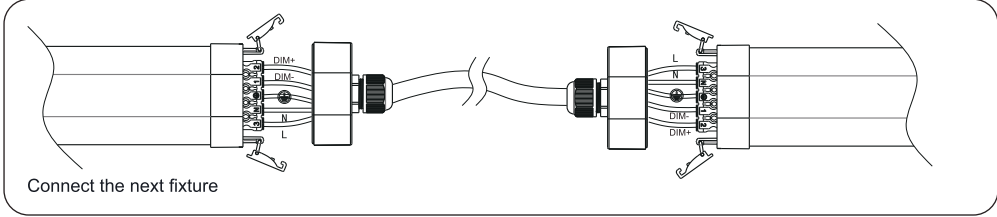
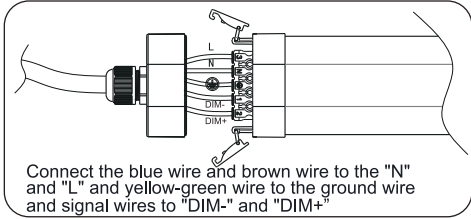
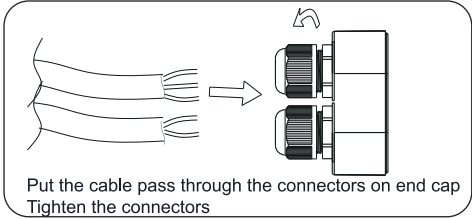
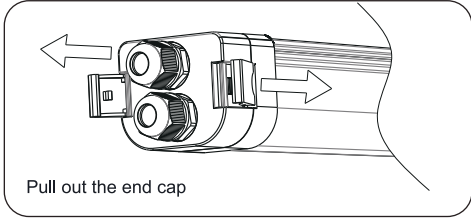
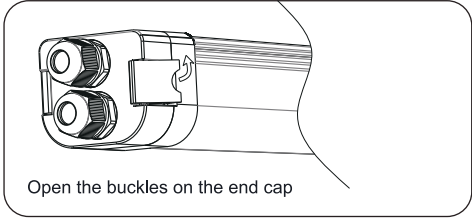
Wiring (Linkable)



Wiring (two cables from single end)



Wiring (0/1-10V Dimmable & Dali)

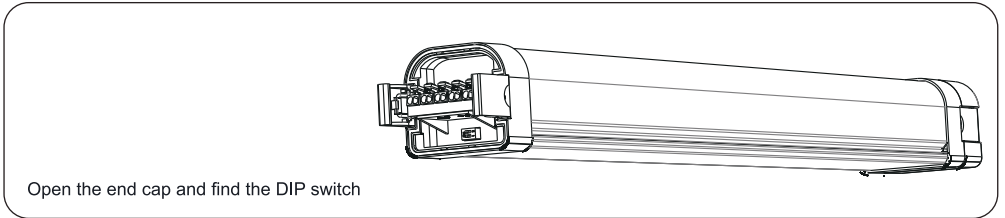
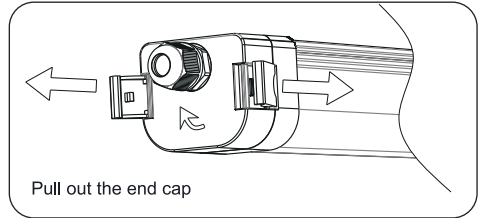
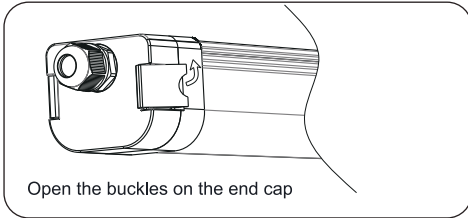


Loading Capacity

Model Inner Cable	Loading Quantity/series 3x1.5mm ²		Loading Quantity/series 3x2.5mm ²		Loading Quantity/series 5x2.5mm ²	
	230V	110V	230V	110V	230V	110V
20w	120pcs	60pcs	240pcs	120pcs	720pcs	360pcs
40w	60pcs	30pcs	120pcs	60pcs	360pcs	180pcs
60w	40pcs	20pcs	80pcs	40pcs	240pcs	120pcs

DIP Switch Setting

By selecting the combination on the DIP switch, the fixture can be precisely setted for different power and brightness



Power Adjustable

	DIP 1	DIP 2	0.6M	1.2M	1.5m
ON	OFF	OFF	10W	20W	30W
	OFF	ON	14W	25W	40W
	ON	OFF	17W	30W	50W
	ON	ON	20W	40W	60W

CCT Adjustable

3000K **4500K** **6000K**

Caution

When installing outdoors, please install horizontally instead of vertically to avoid damage to the lighting fixtures caused by accumulated water at the bottom plug

